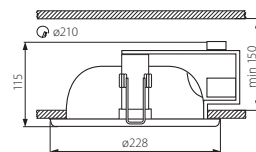
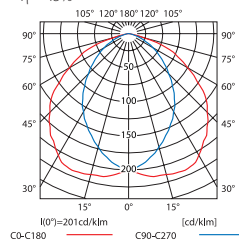




RALF DL-220-W



curva di diffusione della luce /
courbe de répartition de la lumière
 $\eta = 45\%$



▶ struttura: acciaio / collare, riflettore: alluminio /
paralume: vetro temperato

▶ boîtier: acier / collerette, réflecteur: aluminium /
globe: verre trempé

Kanlux

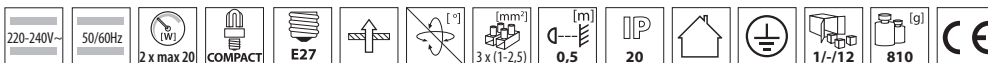
Kanlux



RALF DL-220-W

04820

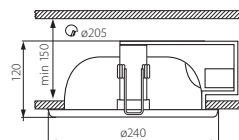
bianco / blanc



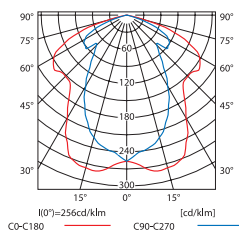
VARIO DL



VARIO DL-220-W



curva di diffusione della luce /
courbe de répartition de la lumière
 $\eta = 65\%$



▶ struttura: acciaio / collare, riflettore: alluminio

▶ boîtier: acier / collerette, réflecteur: aluminium

Kanlux

Kanlux



VARIO DL-220-W

04821

bianco / blanc

