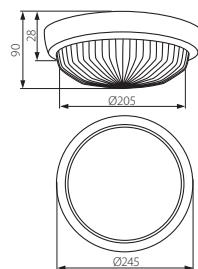
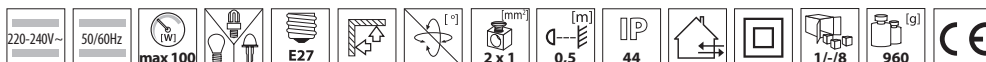




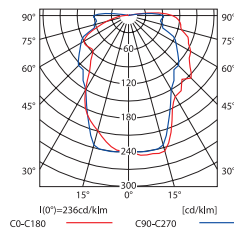
SANGA DL-100

- ▶ base: plastica / paralume: vetro
- ▶ support: matière plastique / globe: verre

SANGA DL-100	08050	bianco / blanc



curva di diffusione della luce /  
courbe de répartition de la lumière  
 $\eta = 81\%$



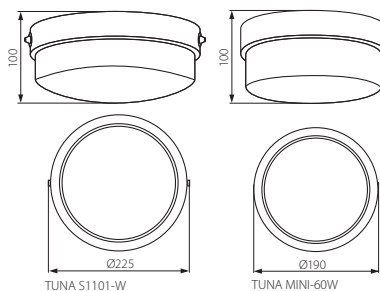
## TUNA



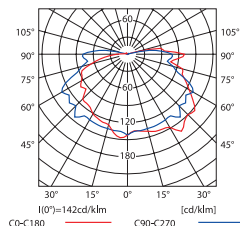
TUNA S1101-W



TUNA MINI-60W

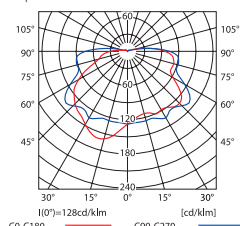


curva di diffusione della luce /  
courbe de répartition de la lumière  
 $\eta = 83\%$



TUNA S1101-W

curva di diffusione della luce /  
courbe de répartition de la lumière  
 $\eta = 77\%$



TUNA MINI-60W

- ▶ base: plastica / paralume: vetro
- ▶ support: matière plastique / globe: verre

TUNA S1101-W	04260	bianco / blanc	max 100	1150
TUNA MINI-60W	08090	bianco / blanc	max 60	920

