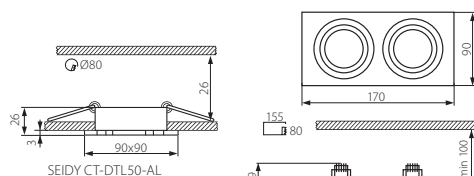
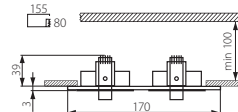


SEIDY CT-DTL50-AL



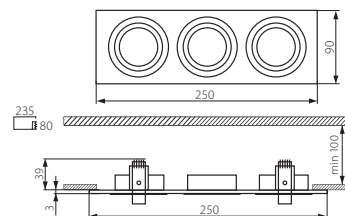
SEIDY CT-DTL50-AL



SEIDY CT-DTL250-AL



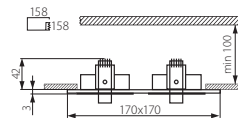
SEIDY CT-DTL250-AL




SEIDY CT-DTL350-AL



SEIDY CT-DTL350-AL



SEIDY CT-DTL450-AL



SEIDY CT-DTL450-AL

► struttura: alluminio spazzolato

► boîtier: aluminium brossé

Kanlux	Kanlux	[W]			[g]
SEIDY CT-DTL50-AL	18281	max 50	alluminio / aluminium	1/-/50	106
SEIDY CT-DTL250-AL	18282	2 x max 50	alluminio / aluminium	1/-/50	240
SEIDY CT-DTL350-AL	18283	3 x max 50	alluminio / aluminium	1/-/50	330
SEIDY CT-DTL450-AL	18286	4 x max 50	alluminio / aluminium	1/-/20	400

