



G13




T8 LED GLASSv2



IC Driver

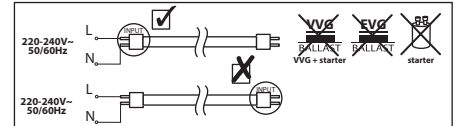
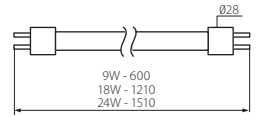


PF > 0.9
high

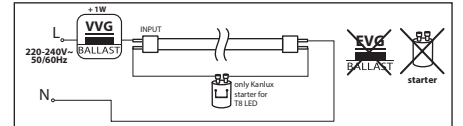


GLASS


TUBE



OR



T8 LED GLASSv2 9W NW



T8 LED GLASSv2 24W NW



Kanlux



Tc [K]
EUPSE
≤ 6x MacAdam



kWh/1000h

| | | [W] | Tc [K] | [lm] | kWh/1000h |
|-----------------------|-------|-----|--------|------|-----------|
| T8 LED GLASSv2 9W-WW | 22658 | 9 | 3000 | 1080 | 9 |
| T8 LED GLASSv2 9W-NW | 22654 | 9 | 4000 | 1080 | 9 |
| T8 LED GLASSv2 9W-CW | 22659 | 9 | 6500 | 1080 | 9 |
| T8 LED GLASSv2 18W-WW | 22656 | 18 | 3000 | 2160 | 18 |
| T8 LED GLASSv2 18W-NW | 22655 | 18 | 4000 | 2160 | 18 |
| T8 LED GLASSv2 18W-CW | 26060 | 18 | 6500 | 2160 | 18 |
| T8 LED GLASSv2 24W-NW | 22657 | 24 | 4000 | 2880 | 24 |
| T8 LED GLASSv2 24W-CW | 26061 | 24 | 6500 | 2880 | 24 |



LED SMD

G13

LED technology

LED Leuchten
LED lamps
Lampes LED


T8 LED GLASS



IC Driver

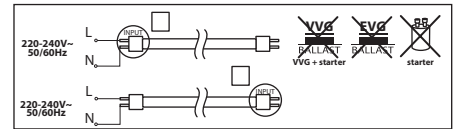
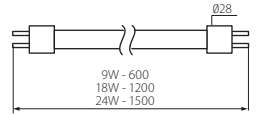


PF > 0.9
high

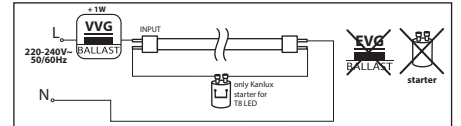


GLASS

TUBE




OR



T8 LED GLASS



-
-
-
-
-
-
-
-



| T8 LED GLASS 9W-NW | 22650 | 9 | 4000 | 850 | 9 |
|---------------------|-------|----|------|------|----|
| T8 LED GLASS 18W-WW | 22652 | 18 | 3000 | 1500 | 18 |
| T8 LED GLASS 18W-NW | 22651 | 18 | 4000 | 1650 | 18 |
| T8 LED GLASS 24W-NW | 22653 | 24 | 4000 | 2100 | 24 |