


XLED A60 B22 M

Lampadina led



XLED A60 B22 7W-WW-M

XLED A60 B22 7W-WW-M	33102	7	60	810	2700	320	B22	15000
XLED A60 B22 7W-CW-M	33103	7	60	810	6500	320	B22	15000
XLED A60 B22 8W-WW-M	33105	8	75	1055	2700	320	B22	15000
XLED A60 B22 8W-CW-M	33106	8	75	1055	6500	320	B22	15000
XLED A60 B22 10W-WW-M	33108	10	100	1520	2700	320	B22	10000
XLED A60 B22 10W-CW-M	33109	10	100	1520	6500	320	B22	10000

Kanlux XLED A60 B22 M combina le migliori caratteristiche delle lampadine tradizionali con le moderne sorgenti luminose a LED. Una bolla opaca a forma di lampadina a incandescenza tradizionale e LED disposti in modo tale che la luce sia distribuita in tutte le direzioni e l'angolo di luce sia anche di 320 gradi! Le lampadine XLED A60 B22 M hanno una filettatura B22.

- Materiale del diffusore: vetro

XLED A60 B22 M

Lampadina led



XLED A60 B22 7W-WW-M



XLED A60 B22 7W-CW-M




XLED A60 B22 8W-WW-M



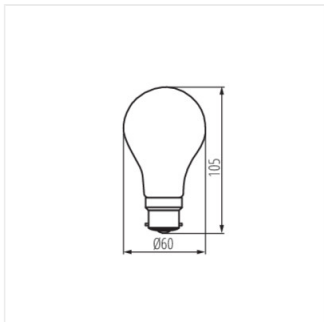
XLED A60 B22 8W-CW-M



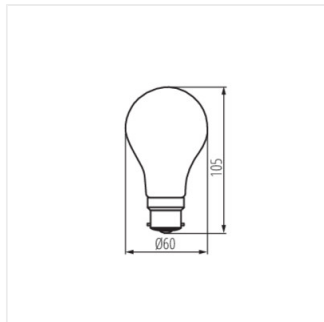
XLED A60 B22 10W-WW-M



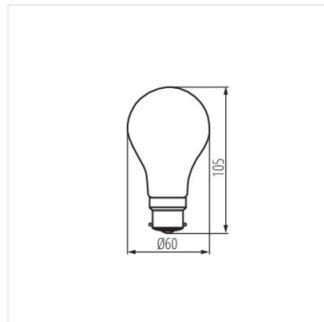
XLED A60 B22 10W-CW-M



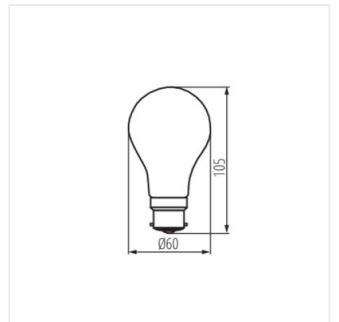
XLED A60 B22 7W-WW-M



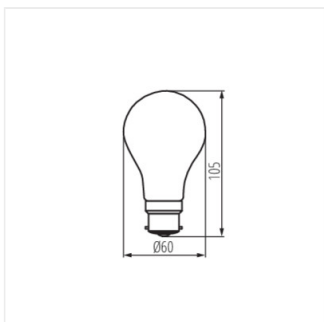
XLED A60 B22 7W-CW-M



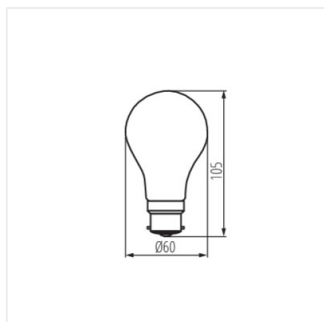
XLED A60 B22 8W-WW-M



XLED A60 B22 8W-CW-M



XLED A60 B22 10W-WW-M



XLED A60 B22 10W-CW-M